

MONA PLANT SYSTEM RINGS

Urban Tree Planting
& Tree Irrigation

Installation Instructions



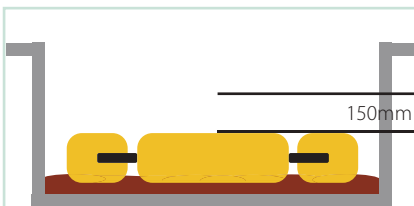
1

Choose the appropriate MonA tank for your project/area.



2

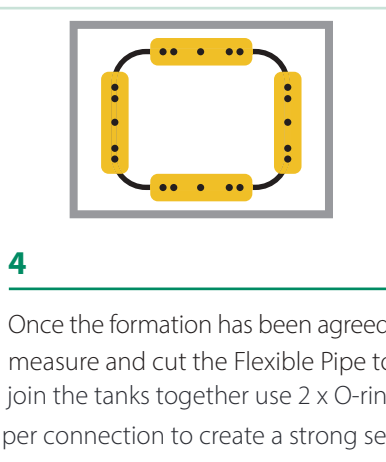
Install a drainage layer or soil layer in the planting area. Ensure this is level.



3

Position the tank within the planting area ensuring the capillary leg top is a maximum of 150mm from the lowest roots of the plant(s).

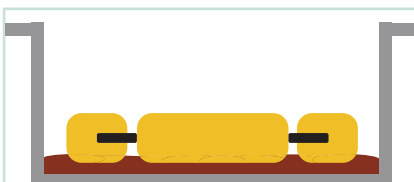
If necessary, adjust the base soil layer to achieve the correct tank position.



4


Once the formation has been agreed, measure and cut the Flexible Pipe to join the tanks together use 2 x O-rings per connection to create a strong seal.

Apply a thin coat of lubricant to make connection easier and prevent damage.



5


Fill the capillary leg with loose (not compacted) topsoil. This transports water from the tanks to the roots.



6

Make sure the tanks and pipes are secure and level underneath by packing these areas with soil.

Contents



- 1** MonA Tank
- 2** Capillary Leg
- 3** Air Cap
- 4** Filler Pipe and Water Level Assembly
- 5** 2 x O-rings - within Flexible Pipe
- 6** 60mm (dia) Flexible Pipe

MonA Plant System Ring Sizes:

Ring 24

90cm x 20cm x 15cm

Internal Ring Diameter: 180cm

External Ring Diameter: 220cm

Holds up to 96L of water

Ring 77

68cm x 15cm x 10cm


Internal Ring Diameter: 165cm

External Ring Diameter: 190cm

Holds up to 28L of water

MONA PLANT SYSTEM RINGS

Urban Tree Planting
& Tree Irrigation



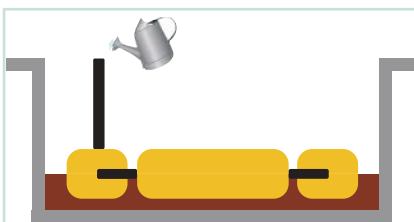
7

Install the Filler Pipes into the Mona rings. Pipes are pre-assembled and will may cutting - it should be flush with the finished surface level.



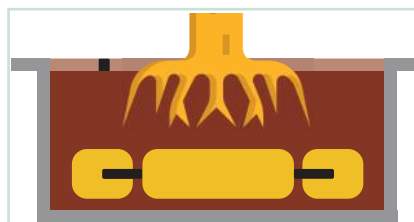
8

If your filler pipe needs cutting down, also cut the water level indicator flush with the top.



9

Fill the Mona ring system with water to ensure all connections are water tight.



10

Back fill the entire planting area and plant as per design. Finally, activate the capillary process by giving the entire area a good surface watering to ensure good soil penetration.



11

Should the Mona tank system become empty, refill the system and repeat surface watering to reactivate the capillary process.

Benefits

- ✓ Simple to install and an effective irrigation solution
- ✓ 100% water efficient - reduces over-watering and wastage
- ✓ Robust and secure while being discreet
- ✓ Helps establish bigger, stronger and longer-lasting plants
- ✓ Suitable for both interior and exterior planting projects
- ✓ Available in a variety of sizes to fit all containers and pots
- ✓ Can be planted at different depths to suit the plants roots
- ✓ Reservoirs range from 1L all the way up to 25L
- ✓ No mechanical, electrical or moving parts
- ✓ Aerates soil making it healthy to support plant growth



For further information or support, please contact our technical sales advisors:

T: 01423 332 100

E: sales@green-tech.co.uk